



Upper School Option Choices Presentation 1 - December 2020

Please note this presentation was delivered as an assembly with supporting commentary and guidance

Areas to be Highlighted – presentation 1

- Differences this year
- Options calendar
- The S5 curriculum & choices
- Reach and Access to Careers
- The 33 period week
- Expectations attendance, attitude and approach
- Looking ahead to S6
- Do your homework

Areas to be Highlighted – presentation 2 (January)

- Course progression routes and pathways
- Youth Employment Provision
- Choosing courses
- Courses available/changes/new courses
- Options literature
- August 2022

Differences this year

Options calendar

The Upper School Options Calendar

S4 pupils

- Thursday 7 January options consultation evening (under review)
- Weeks 4/11/18 January, options presentation 2, course choice booklet issued & gone over in PSE
- Monday 25 January S4 options interviews commence
- Wednesday 3 February Careers Fayre in school 5-8 pm (under review)
- Friday 5 February S4 interviews end

- The S5 curriculum ... reflect, choices, decisions
- The 33 period week

3 Choices

- Return to school for S5 for one year 1 year plan
- Return to school for S5 and S6 2 year plan
- you can leave school Advise the school now!
(If you are 16 on or before September 2021)

S5 CURRICULUM

- Individual learner journey
- Resit/upgrade subjects from S4
- Revisit courses from S3
- Experience new courses (more info in presentation 2)
- Youth Employment Provision (more info in presentation 2)
- REACH, Access to Careers
- Some/combination of all of the above

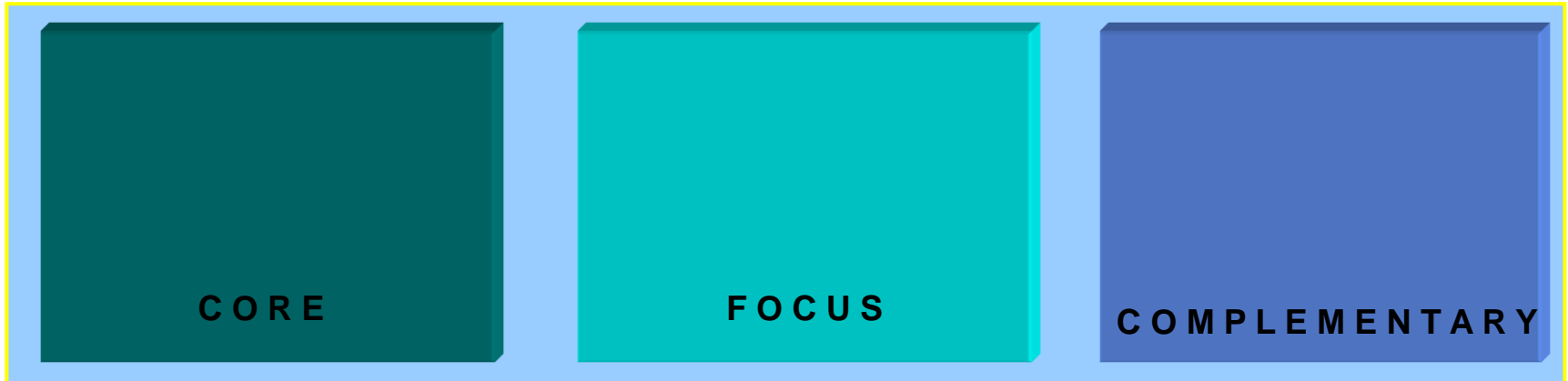
Subjects undertaken

- 7 Subjects in S4 reduce to 5 in S5
- a minimum of 4 in S6
- Continue with REACH, Access to Careers if still on track

Making the Most of the Curriculum, things to consider

- Competition for positive destinations is greater than ever
- Currency in the form of exam results and experiences makes the difference, 'Banking' highest qualifications possible in S5 allows pupils to utilise the flexibility of the S6 timetable
- One way to differentiate between two students applying for the same course is by giving greater weight to academic achievements on 'first sitting'.

The curriculum of Upper School



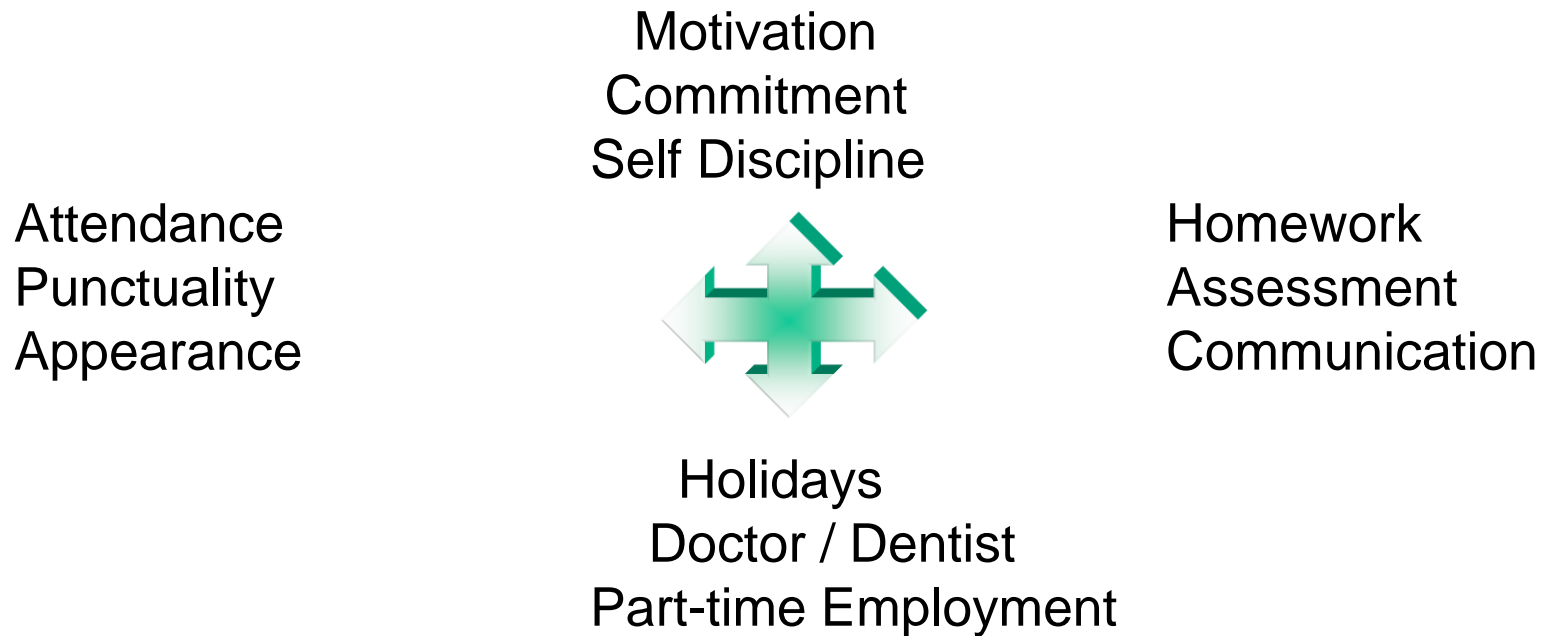
- in S5, 5 subjects are studied for 6 periods each
- plus one period of PSE
- plus one period of either private study or core PE
- 33 period week
- in S6, 4 or 5 subjects are studied for 6 periods each

- Expectations attendance, attitude and approach
- Looking ahead to S6

Keys to Success in the Senior Phase

- Getting the options right
- Pupil approach

Pupil Approach – Expectations of Senior School Students



attendance **MATTERS**

FACT

90% attendance, sounds good? = **FOUR weeks of absence a year!**

FACT

FOUR weeks = **24 periods of missed learning!**

Expectations

- Attendance, but also commitment
- Homework
- Folio Deadlines (planning is vital)
- Prelims
- Progress Reporting

NAR/tests

- *To gain Unit passes*
- *Timing*
- *Reassessments*
- *Evidence should things go wrong/estimate grade*

• Class tests

- *Not just preparation for NARs Evidence*

• Winter/Spring assessment diets

- *Preparation for the final grade Evidence*

• Commitment

• Attendance

• Homework

• Quality & standard of work completed and submitted

This

All

matters

RESPONSIBILITY IN SENIOR SCHOOL

- Senior School Agreement form
- EMA


S6 Options

- SALTIRE/Enhancement Activities programme
- S6 Leadership Team
- S6 Private Study
- FOCUS WEST - top up programme, continue with REACH, Access to Careers, if appropriate
- A few other courses S6 discrete courses will be available.

- Do your homework

- Discussions:
 - Students
 - Parents
 - Teachers
 - Pupil Support teacher
 - SDS Adviser
- Research:
 - University/college prospectuses
 - Speak to/e-mail potential employers/admissions officers
 - Use ICT, such as UCAS web site, institution web sites, My World of Work website etc.
 - Youth Employment provision, 'My Brighter Future' booklet

Get the best information and support available



Questions?

- *Pupil Support teacher*